

### Stokes County, NC

#### Site Type: Geography

Summary	2000	2009	2014
Population	44,711	46,592	47,018
Households	17,579	18,742	19,047
Families	13,035	13,541	13,642
Average Household Size	2.51	2.45	2.44
Owner Occupied HUs	14,431	15,290	15,545
Renter Occupied HUs	3,148	3,452	3,502
Median Age	37.2	40.3	41.8

Trends: 2009-2014 Annual Rate	Area	National
Population	0.18%	0.91%
Households	0.32%	0.94%
Families	0.15%	0.74%
Owner HHs	0.33%	1.19%
Median Household Income	0.99%	0.80%

Households by Income	2000		2009		2014	
	Number	Percent	Number	Percent	Number	Percent
< \$15,000	2,653	15.1%	2,248	12.0%	2,132	11.2%
\$15,000 - \$24,999	2,719	15.5%	2,137	11.4%	2,071	10.9%
\$25,000 - \$34,999	2,546	14.5%	2,386	12.7%	2,162	11.4%
\$35,000 - \$49,999	3,419	19.5%	3,138	16.7%	3,316	17.4%
\$50,000 - \$74,999	3,842	21.9%	5,213	27.8%	5,757	30.2%
\$75,000 - \$99,999	1,483	8.4%	2,204	11.8%	2,146	11.3%
\$100,000 - \$149,999	642	3.7%	1,057	5.6%	1,083	5.7%
\$150,000 - \$199,000	117	0.7%	171	0.9%	179	0.9%
\$200,000+	156	0.9%	188	1.0%	201	1.1%
Median Household Income	\$38,701		\$47,028		\$49,408	
Average Household Income	\$45,213		\$53,469		\$54,279	
Per Capita Income	\$18,130		\$21,684		\$22,186	

Population by Age	2000		2009		2014	
	Number	Percent	Number	Percent	Number	Percent
0 - 4	2,945	6.6%	2,917	6.3%	2,799	6.0%
5 - 9	3,142	7.0%	3,018	6.5%	2,956	6.3%
10 - 14	3,111	7.0%	3,153	6.8%	3,164	6.7%
15 - 19	2,701	6.0%	2,932	6.3%	2,962	6.3%
20 - 24	2,331	5.2%	2,320	5.0%	2,496	5.3%
25 - 34	6,401	14.3%	5,269	11.3%	4,981	10.6%
35 - 44	7,619	17.0%	7,095	15.2%	6,373	13.6%
45 - 54	6,530	14.6%	7,593	16.3%	7,373	15.7%
55 - 64	4,653	10.4%	6,101	13.1%	6,757	14.4%
65 - 74	2,898	6.5%	3,584	7.7%	4,345	9.2%
75 - 84	1,772	4.0%	1,837	3.9%	1,995	4.2%
85+	608	1.4%	773	1.7%	817	1.7%

Race and Ethnicity	2000		2009		2014	
	Number	Percent	Number	Percent	Number	Percent
White Alone	41,774	93.4%	43,041	92.4%	43,096	91.7%
Black Alone	2,084	4.7%	2,264	4.9%	2,331	5.0%
American Indian Alone	109	0.2%	127	0.3%	136	0.3%
Asian Alone	86	0.2%	127	0.3%	154	0.3%
Pacific Islander Alone	23	0.1%	30	0.1%	35	0.1%
Some Other Race Alone	393	0.9%	672	1.4%	880	1.9%
Two or More Races	242	0.5%	331	0.7%	386	0.8%
Hispanic Origin (Any Race)	836	1.9%	1,290	2.8%	1,607	3.4%

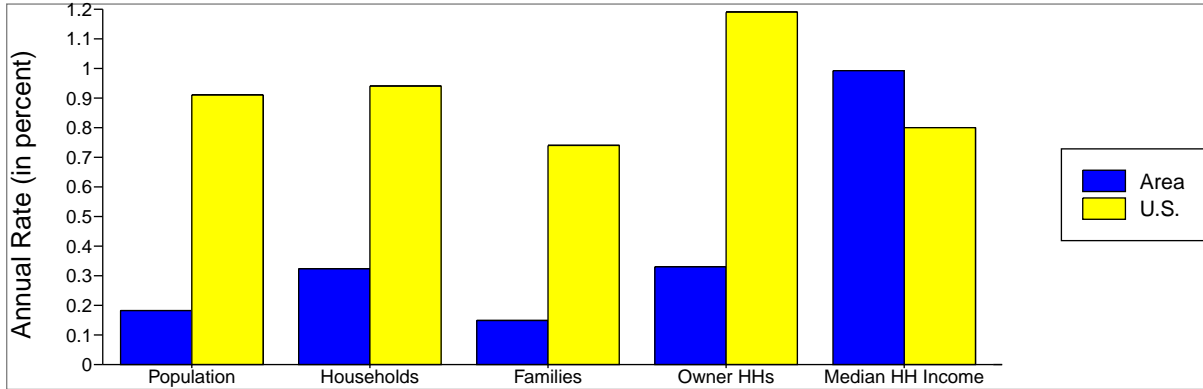
**Data Note:** Income is expressed in current dollars.

**Source:** U.S. Bureau of the Census, 2000 Census of Population and Housing. ESRI forecasts for 2009 and 2014.

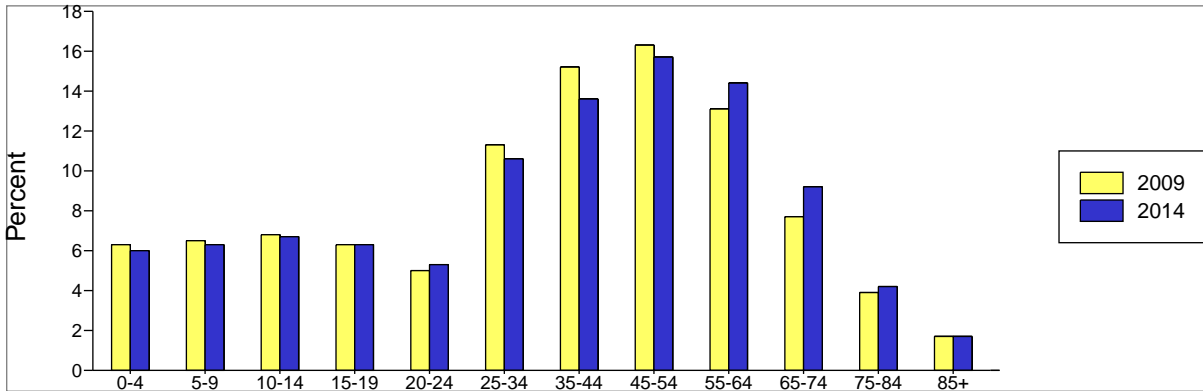
Stokes County, NC

Site Type: Geography

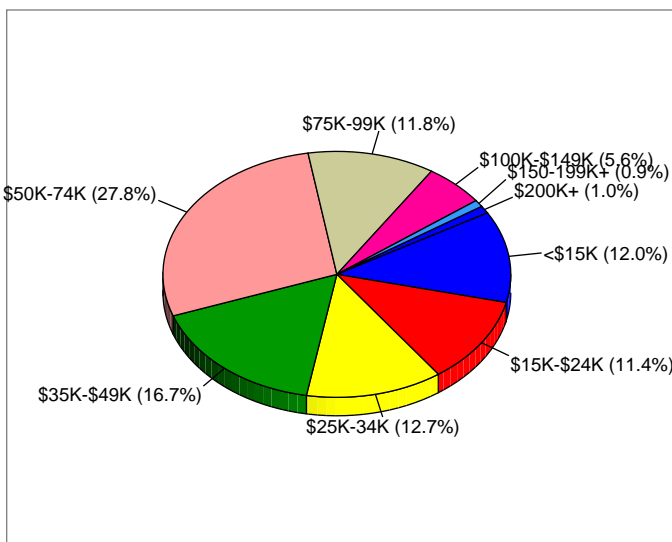
Trends 2009-2014



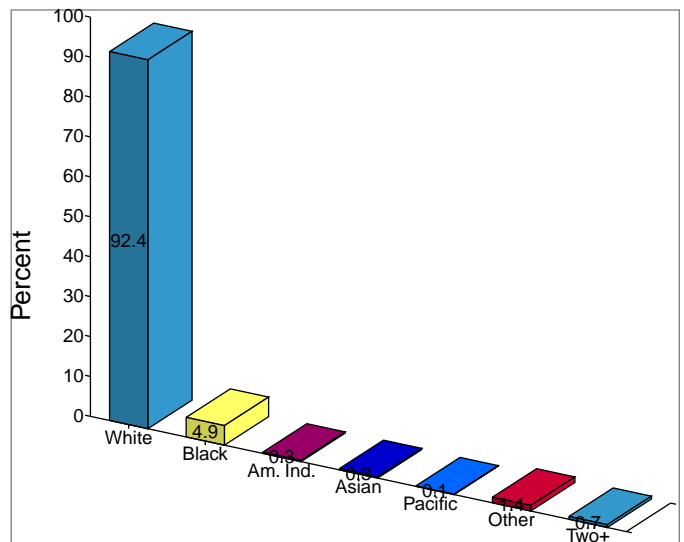
Population by Age



2009 Household Income



2009 Population by Race



2009 Percent Hispanic Origin: 2.8%